

# Final Draft

**A Tour of the New Hyrax Analytics Features**

**Franny Gaede, Sara Gharacheh, Margaret Mellinger, & April Rieger**

With gratitude for  
the support of the  
Institute of the  
Museum of Library  
Services

**And enormous thank you to  
the amazing Notch8 team:**

**April Rieger, Sara Gharacheh, Braydon Justice, Rob Kaufman, Maria  
Dougherty, Diem Tran, Crystal Richardson, Kevin Kochanski**

---

# **Matomo & Google Analytics data sources**

---

# Google Analytics vs Matomo

why use one vs the other?

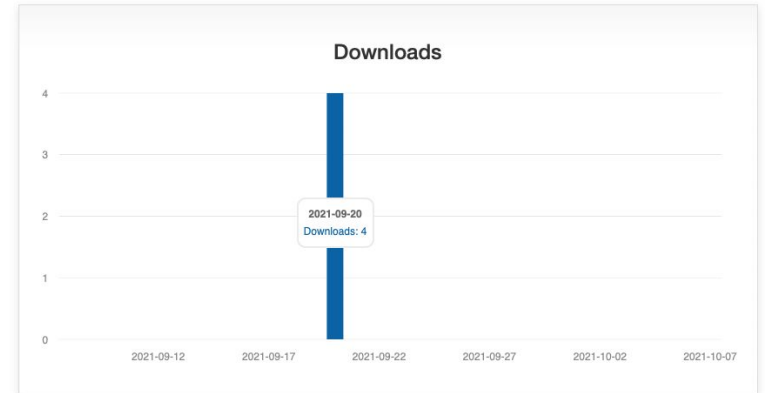
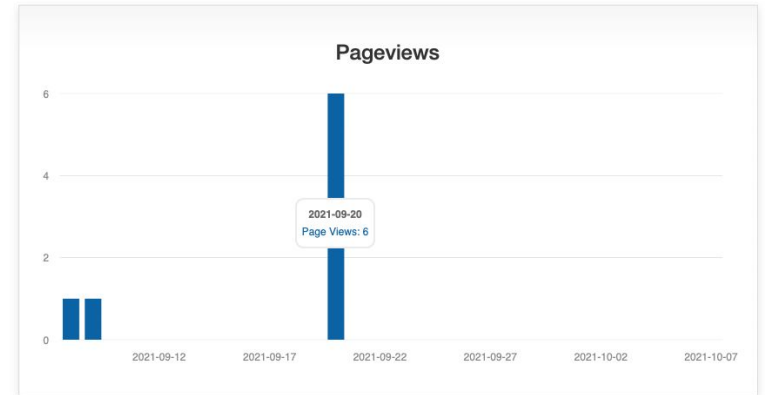
- alternative to google
  - functioning similarly now
  - future opportunities for new  
GA or Matomo-specific data  
points
-

# On the Front End

Public users can view pageviews and downloads for the last month and for all time

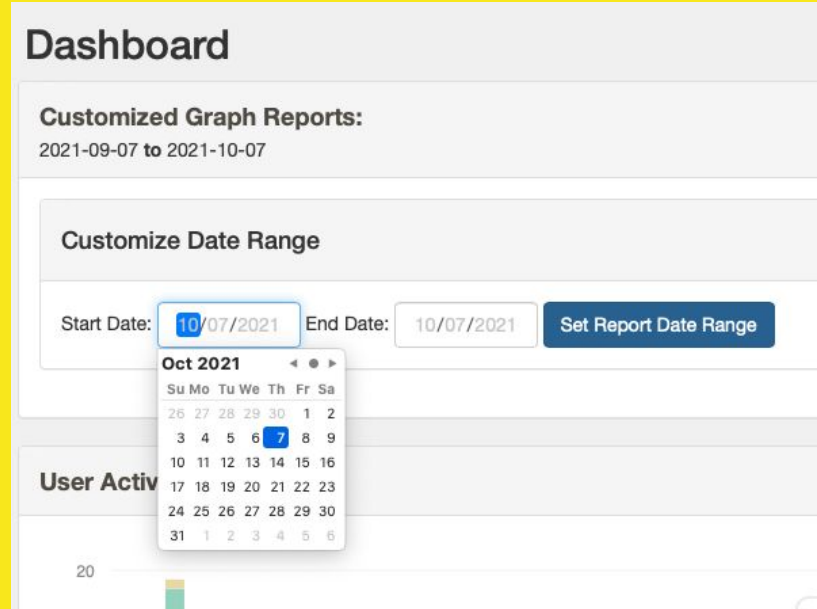
## Work Analytics

19 total views and 9 downloads



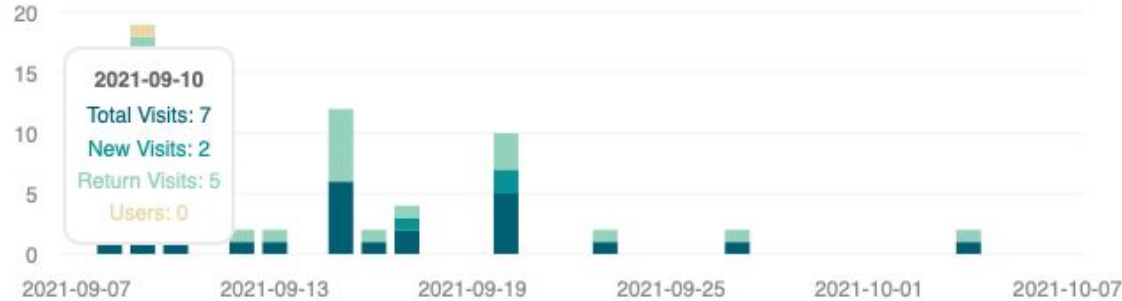
# The Dashboard

Defaults to one month, but  
customize date range



The screenshot shows a dashboard interface with a yellow background. At the top, the word "Dashboard" is displayed in a large, bold, black font. Below this, there is a section titled "Customized Graph Reports:" with a date range of "2021-09-07 to 2021-10-07". Underneath, there is a "Customize Date Range" section. It features two input fields: "Start Date:" with the value "10/07/2021" and "End Date:" with the value "10/07/2021". To the right of these fields is a blue button labeled "Set Report Date Range". A calendar pop-up is visible, showing the month of "Oct 2021". The calendar grid has days of the week (Su, Mo, Tu, We, Th, Fr, Sa) and dates from 1 to 31. The date "7" is highlighted in blue. Below the calendar, the text "User Activ" is partially visible. At the bottom left, the number "20" is shown next to a small bar chart with two bars, one orange and one green.

## User Activity

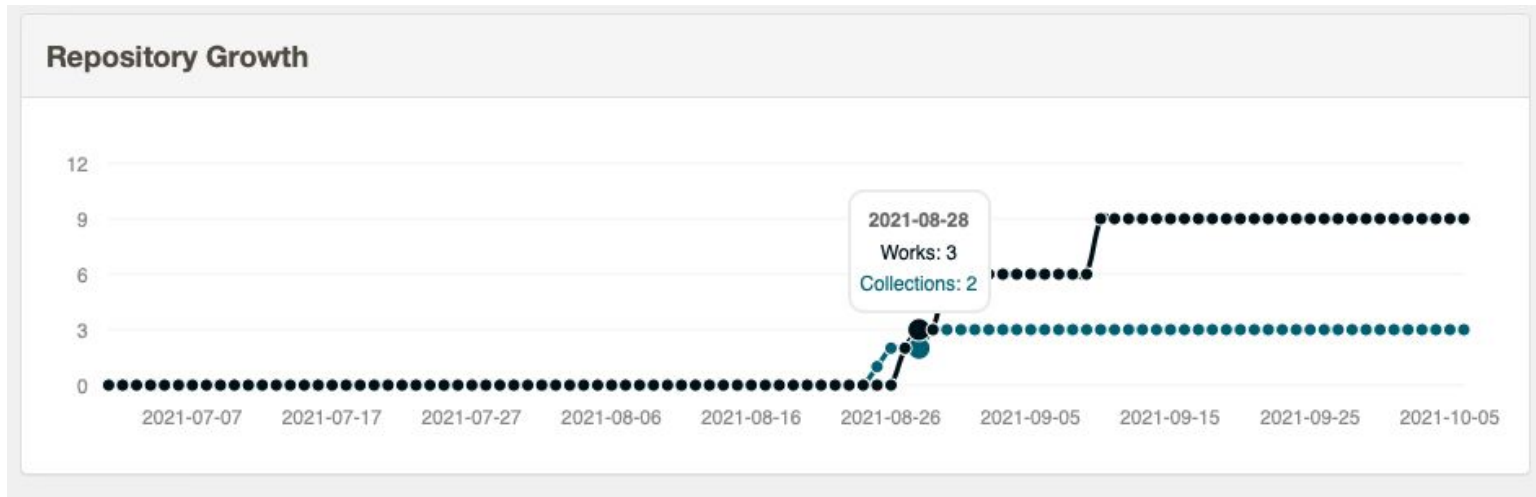


## User Summary

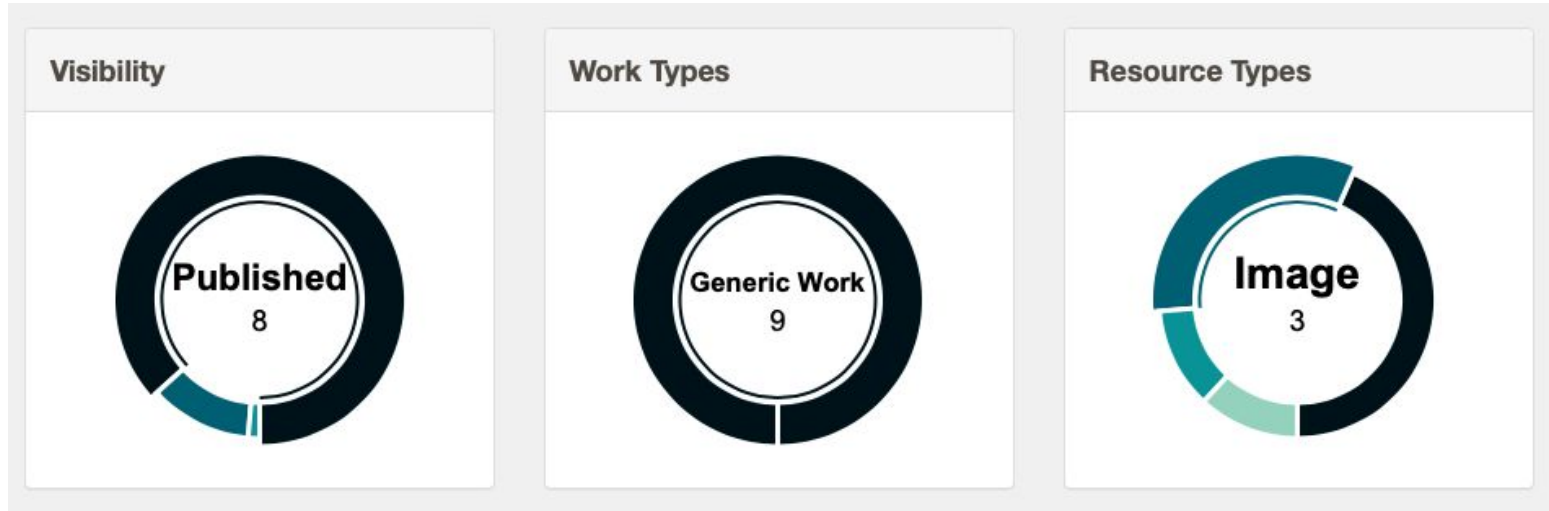
Registered Users: 1  
New Visitors: 9  
Returning Visitors: 27  
Total Visitors: 36

User Activity Summary for 1 month / custom date range





Growth of number of works and collections over one month / custom date range






Breakdown of repository contents by metadata: visibility, work types, resource types

Admin Sets   **Collections**   Pinned Collections

### Collections

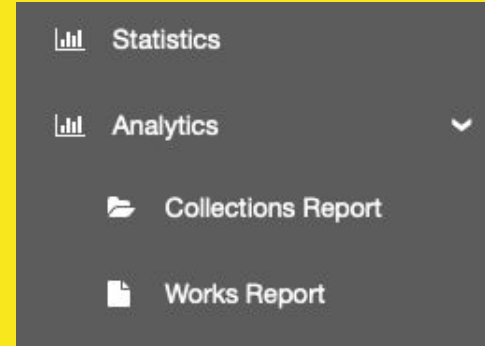
Recent activity

Collection title	Last updated	Works	Files	
Cats of Notch8	2021-08-25	0	0	
Dogs of Notch8	2021-08-26	2	3	
Public Collection with a Public Work	2021-08-29	1	1	

View information about admin sets, collections & “pin” collections

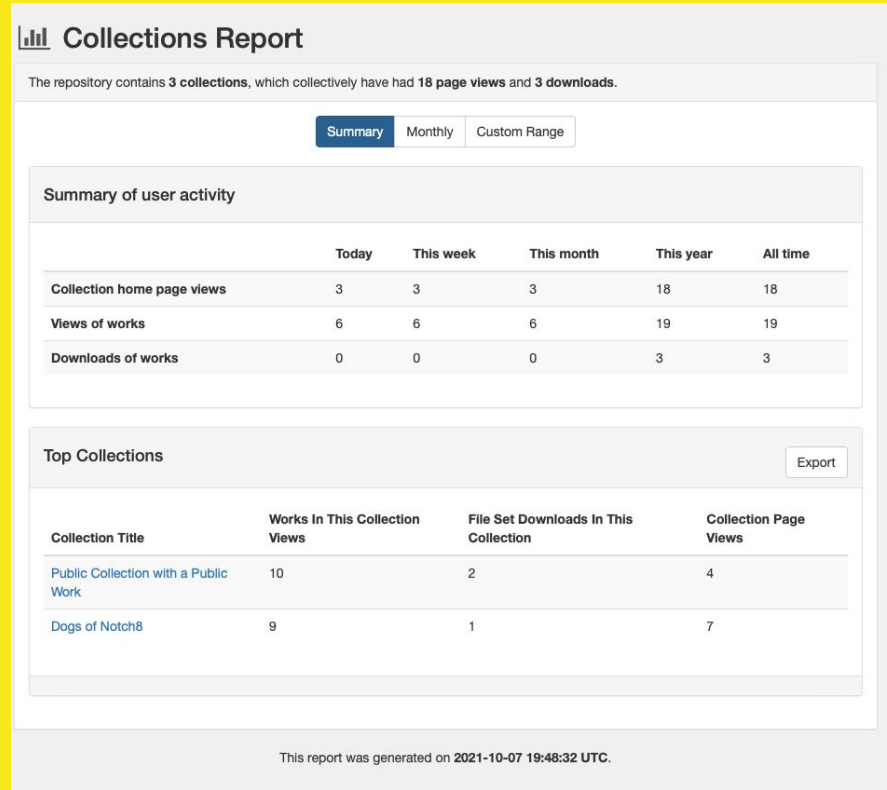
# Reports

Statistics have not been changed; Analytics folder features customizable & downloadable reports



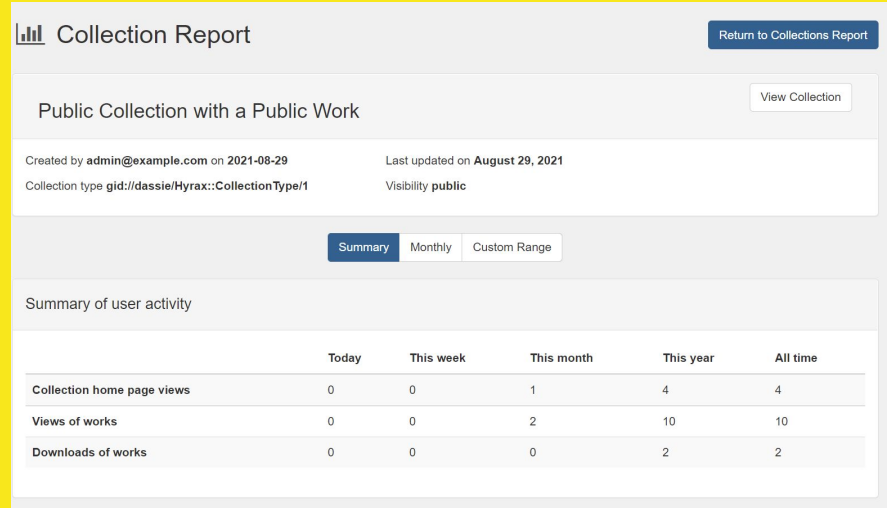
# Collections Reports

Summary features home page views, work views, downloads, and top collection info.



# Collections Reports

collection report



# Collections Reports

Monthly breakdown of  
collection home page views,  
work views, and work  
downloads

## Collections Report

The repository contains **3 collections**, which collectively have had **18 page views** and **3 downloads**.

Summary **Monthly** Custom Range

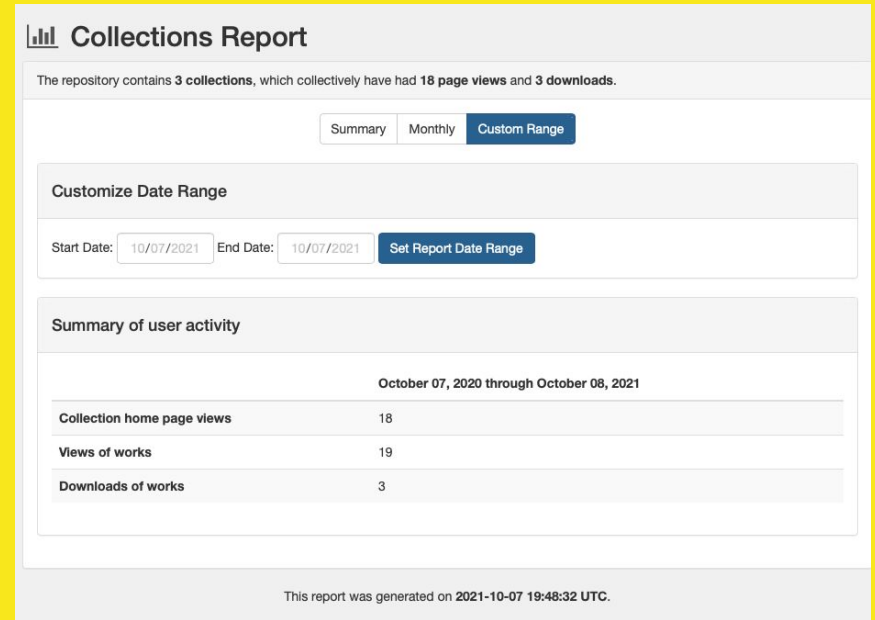
Month-by-month status for last 12 months through October 2021

	Oct	Sep	Aug	Jul	Jun	May	Apr	Mar	Feb	Jan	Dec	Nov
Collection home page views	3	1	14	0	0	0	0	0	0	0	0	0
Views of works	6	5	8	0	0	0	0	0	0	0	0	0
Downloads of works	0	0	3	0	0	0	0	0	0	0	0	0

This report was generated on 2021-10-07 19:48:32 UTC.

# Collections Reports

Pick a date range for collection home page views, work views, and downloads of works



**Collections Report**

The repository contains **3 collections**, which collectively have had **18 page views** and **3 downloads**.

Summary Monthly **Custom Range**

**Customize Date Range**

Start Date: 10/07/2021 End Date: 10/07/2021 **Set Report Date Range**

**Summary of user activity**

October 07, 2020 through October 08, 2021

Collection home page views	18
Views of works	19
Downloads of works	3

This report was generated on 2021-10-07 19:48:32 UTC.



**Report can be exported to  
CSV**

---

# Works Report

Similar to Collections Report;  
also includes Top Works and  
Top File Downloads for  
Summary & Custom Range

**Works Report**

9 works in this repository which collectively have had 70 views and 19 downloads.

Summary Monthly Custom Range

### Summary of user activity

	Today	This week	This month	This year	All time
Page Views	12	12	12	70	70
File Downloads	0	0	0	19	19

### Top Works

Export

Work Title	ID	Work Page Views	File Downloads
<a href="#">Yes please</a>	7p88cg523	21	9
<a href="#">Its 5:00 somewhere</a>	qn59q396v	20	5
<a href="#">Public Work</a>	5h73pw05j	11	2
<a href="#">Test</a>	0z708w41n	6	1
<a href="#">Declan</a>	cc08hf60z	3	0
<a href="#">Non Admin deposit Test work</a>	kk91fk52b	3	2
<a href="#">My Article</a>	np193916n	3	0
<a href="#">T-Rex Menorah</a>	g158bh28p	2	0
<a href="#">scooter's frozen custard</a>	b2773v68h	1	0

### Top File Downloads

File Name	File ID	File Downloads
-----------	---------	----------------

Coming soon to  
Hyrax Release  
candidate 3.